

Instrukcja Instalacji

M60

Router AX6000 Wi-Fi 6 Smart Mesh



x1



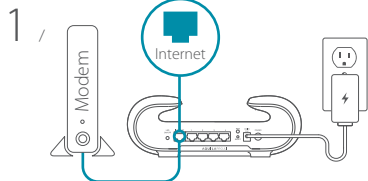
x1



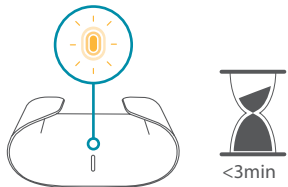
x1



x1



2 /



<https://eu.dlink.com/support>



Licencja GPL

<https://tsd.dlink.com.tw/GPL>



Opcja 1

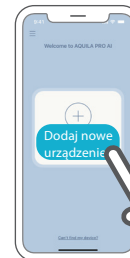
3 /



AQUILA PRO AI



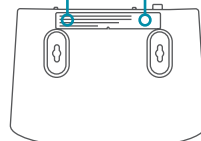
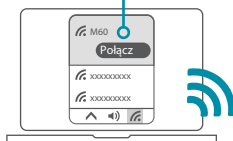
4 /



Opcja 2

3 /

Nazwa Wi-Fi(SSID): M60-XXXX
Hasło Wi-Fi: XXXXXXXXXX



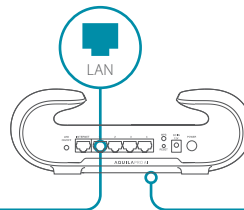
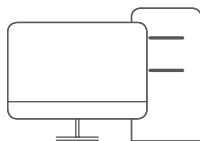
4 /

<http://xxxx.devicesetup.net/>
(XXXX 4 ostatnie znaki adresu MAC)
Hasło urządzenia: XXXXXX



Opcja 3

3 /



4 /

<http://xxxx.devicesetup.net/>
(XXXX 4 ostatnie znaki adresu MAC)
Hasło urządzenia: XXXXXX

