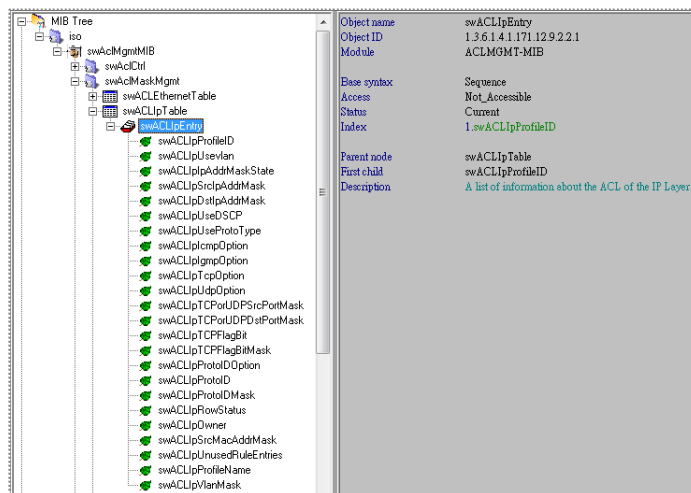




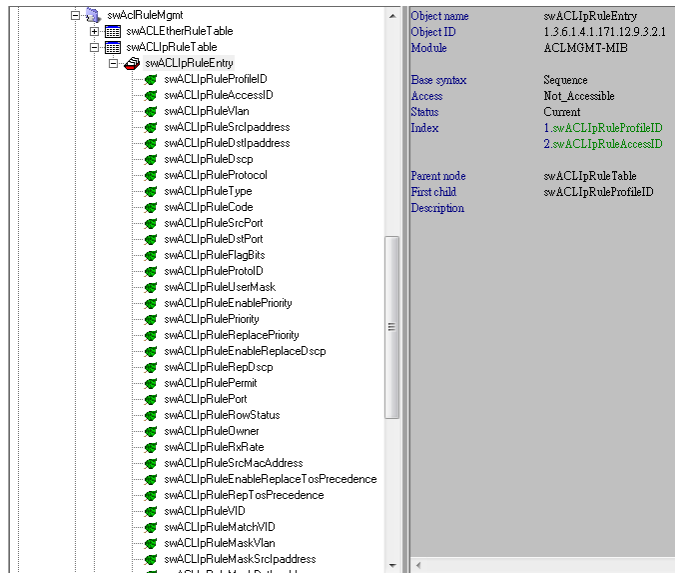
How to setup IP ACL on DES-3200 / C1 via SNMP




ACLMGMT-MIB: swAclMaskMgmt → swAClIpTable → 1.3.6.1.4.1.171.12.9.2.2


Example	Create an IP ACL profile	
CLI	create access_profile profile_id 1 profile_name test ip source_ip_mask 255.255.255.255 destination_ip_mask 255.255.255.255	
SNMP	CMD	snmpset -v2c -c private 10.90.90.90 1.3.6.1.4.1.171.12.9.2.2.1.3.1 i 4 1.3.6.1.4.1.171.12.9.2.2.1.4.1 a 255.255.255.255 1.3.6.1.4.1.171.12.9.2.2.1.5.1 a 255.255.255.255 1.3.6.1.4.1.171.12.9.2.2.1.19.1 i 4 1.3.6.1.4.1.171.12.9.2.2.1.23.1 x 74657374
	Description	1 = IP ACL profile ID 1
		4 = for both src-ip-mask and dst-ip-mask check: dst-src-ip-addr(4)
		255.255.255.255 = source IP mask check (swAClIpSrcIpAddrMask)
		255.255.255.255 = destination IP mask check (swAClIpDstIpAddrMask)
		4 = Action "createAndGo(4)"
74657374 = Profile Name, ASCII table: the Hex value of character "test"		
Packet Example	 Create_IP_ACL-src-dst-ip-mask.pcap	

Example	Delete an IP ACL profile	
CLI	delete access_profile profile_id 1	
SNMP	CMD	snmpset -v2c -c private 10.90.90.90 1.3.6.1.4.1.171.12.9.2.2.1.19.1 i 6
	Description	1 = PCF profile ID 1 6 = Action "destroy(6)"
Packet Example	 Delete_IP_ACL_profile.pcap	



ACLMGMT-MIB: swAcRuleMgmt → swACLipRuleTable → 1.3.6.1.4.1.171.12.9.3.2

Example	Add and IP ACL rules in this profile	
CLI	config access_profile profile_id 1 add access_id 101 ip source_ip 10.180.21.97 destination_ip 195.200.95.38 port 1 permit	
SNMP	CMD	snmpset -v2c -c private 10.90.90.90 1.3.6.1.4.1.171.12.9.3.2.1.4.1.101 a 10.180.21.97 1.3.6.1.4.1.171.12.9.3.2.1.5.1.101 a 195.200.95.38 1.3.6.1.4.1.171.12.9.3.2.1.20.1.101 i 2 1.3.6.1.4.1.171.12.9.3.2.1.21.1.101 x 8000 1.3.6.1.4.1.171.12.9.3.2.1.22.1.101 i 4
	Description	1 = IP ACL profile ID 1 101 = IP ACL Access Rule ID 101
		10.180.21.97 = source IP address (swACLipRuleSrcIpaddress)
		195.200.95.38 = destination IP address (swACLipRuleDstIpaddress)
		2 = Action "permit(2)" (swACLipRulePermit)
8000 = port 1 [Each character 0 can turn into binary 0000, which can stand for 4 ports. For example, character "8" turns into binary is "1000", which means port 1; Character "6" turns into binary is "0110", which means ports 2-3. Hence, if you want to select ports 10, then your octet string value is:0040, which binary is 0000 0000 0100 0000 0000 0000 0000 0000 => 00400000]		
Packet Example	 Add-IP-ACL-Rules.pcap	

Example	Delete an Access Rule	
CLI	config access_profile profile_id 1 delete access_id 101	
SNMP	CMD	snmpset -v2c -c private 10.90.90.90 1.3.6.1.4.1.171.12.9.3.2.1.22.1.101 i 6
	Description	1 = IP ACL profile ID 1 101 = IP ACL Access Rule ID 101 6 = Action "destroy(6)"
Packet Example	 Delete_IP-ACL_Access_Rule.pcap	

Relative OIDs

ACLMGMT-MIB: swAclMaskMgmt → swACLipTable → 1.3.6.1.4.1.171.12.9.2.2

Object name	swACLipProfileID
Object ID	1.3.6.1.4.1.171.12.9.2.2.1.1
Module	ACLMGMT-MIB
Base syntax	Integer
Composed syntax	INTEGER
Access	Read-Only
Status	Current
Parent node	swACLipEntry
First child	None
Description	The ID of the ACL mask entry, which is unique to the mask list. The maximum value of this object depends on the device.

Object name	swACLipUsevlan
Object ID	1.3.6.1.4.1.171.12.9.2.2.1.2
Module	ACLMGMT-MIB
Base syntax	Integer
Composed syntax	INTEGER
Access	Read-Create
Status	Current
Value list	1 : enabled(1) 2 : disabled(2)
Parent node	swACLipEntry
First child	None
Description	This object indicates if the IP layer VLAN part is examined or not.

Object name	swACLipAddrMaskState
Object ID	1.3.6.1.4.1.171.12.9.2.2.1.3
Module	ACLMGMT-MIB
Base syntax	Integer
Composed syntax	INTEGER
Access	Read-Create
Status	Current
Value list	1 : other(1) 2 : dst-ip-addr(2) 3 : src-ip-addr(3) 4 : dst-src-ip-addr(4)
Parent node	swACLipEntry
First child	None
Description	This object indicates the status of IP address mask. other (1) - Neither source IP address nor destination IP address are masked. dst-ip-addr (2) - Destination IP addresses within received frames are to be filtered when matched with the IP address entry of the table. src-ip-addr (3) - Source IP addresses within received frames are to be filtered when matched with the IP address entry of the table. dst-src-ip-addr (4) - Destination or source IP addresses within received frames are to be filtered when matched with the IP address entry of the table.

Object name	swACLipSrcIpAddrMask
Object ID	1.3.6.1.4.1.171.12.9.2.2.1.4
Module	ACLMGMT-MIB
Base syntax	IP Address
Composed syntax	IpAddress
Access	Read-Create
Status	Current
Parent node	swACLipEntry
First child	None
Description	This object specifies the IP address mask for the source IP address.

Object name	swACLipDstIpAddrMask
Object ID	1.3.6.1.4.1.171.12.9.2.2.1.5
Module	ACLMGMT-MIB
Base syntax	IP Address
Composed syntax	IpAddress
Access	Read-Create
Status	Current
Parent node	swACLipEntry
First child	None
Description	This object specifies the IP address mask for the destination IP address.

Object name	swACLIpUseDSCP
Object ID	1.3.6.1.4.1.171.12.9.2.2.1.6
Module	ACLMGMT-MIB
Base syntax	Integer
Composed syntax	INTEGER
Access	Read-Create
Status	Current
Value list	1 : enabled(1) 2 : disabled(2)
Parent node	swACLIpEntry
First child	None
Description	This object indicates if the DSCP protocol in the packet header is to be examined or not.

Object name	swACLIpUseProtoType
Object ID	1.3.6.1.4.1.171.12.9.2.2.1.7
Module	ACLMGMT-MIB
Base syntax	Integer
Composed syntax	INTEGER
Access	Read-Create
Status	Current
Value list	1 : none(1) 2 : icmp(2) 3 : igmp(3) 4 : tcp(4) 5 : udp(5) 6 : protocolId(6)
Parent node	swACLIpEntry
First child	None
Description	That object indicates which protocol will be examined.

Object name	swACLIpIcmpOption
Object ID	1.3.6.1.4.1.171.12.9.2.2.1.8
Module	ACLMGMT-MIB
Base syntax	Integer
Composed syntax	INTEGER
Access	Read-Create
Status	Current
Value list	1 : none(1) 2 : type(2) 3 : code(3) 4 : type-code(4)
Parent node	swACLIpEntry
First child	None
Description	This object indicates which fields are defined for ICMP. none (1)- Both fields are null. type (2)- Type field identified. code (3)- Code field identified. type-code (4)- Both ICMP fields identified.

Object name	swACLIpIgmpOption
Object ID	1.3.6.1.4.1.171.12.9.2.2.1.9
Module	ACLMGMT-MIB
Base syntax	Integer
Composed syntax	INTEGER
Access	Read-Create
Status	Current
Value list	1 : enable(1) 2 : disable(2)
Parent node	swACLIpEntry
First child	None
Description	Indicates if the IGMP options field is identified or not.

Object name	swACLIpTcpOption
Object ID	1.3.6.1.4.1.171.12.9.2.2.1.10
Module	ACLMGMT-MIB
Base syntax	Integer
Composed syntax	INTEGER
Access	Read-Create
Status	Current
Value list	1 : other(1) 2 : dst-addr(2) 3 : src-addr(3) 4 : dst-src-addr(4)
Parent node	swACLIpEntry
First child	None
Description	This object indicates the status of the filtered address of TCP. other (1) - Neither source port nor destination port are masked. dst-addr (2) - Packets will be filtered if this destination port is identified in received frames. src-addr (3) - Packets will be filtered if this source port is identified in received frames. dst-src-addr (4) - Packets will be filtered if this destination or source port is identified in received frames.

Object name	swACLIpUdpOption
Object ID	1.3.6.1.4.1.171.12.9.2.2.1.11
Module	ACLMGMT-MIB
Base syntax	Integer
Composed syntax	INTEGER
Access	Read-Create
Status	Current
Value list	1 : other(1) 2 : dst-addr(2) 3 : src-addr(3) 4 : dst-src-addr(4)
Parent node	swACLIpEntry
First child	None
Description	This object indicates the status of the filtered address of UDP . other (1) - Neither source port nor destination port are masked. dst-addr (2) - Packets will be filtered if this destination port is identified in received frames. src-addr (3) - Packets will be filtered if this source port is identified in received frames. dst-src-addr (4) - Packets will be filtered if this destination or source port is identified in received frames.

Object name	swACLIpTCPorUDPSrcPortMask
Object ID	1.3.6.1.4.1.171.12.9.2.2.1.12
Module	ACLMGMT-MIB
Base syntax	Octet String
Composed syntax	OCTET STRING
Access	Read-Create
Status	Current
Value list	1 : 2..2
Parent node	swACLIpEntry
First child	None
Description	Specifies a TCP port mask for the source port if swACLIpUseProtoType is TCP Specifies a UDP port mask for the source port if swACLIpUseProtoType is UDP.

Object name	swACLIpTCPorUDPDstPortMask
Object ID	1.3.6.1.4.1.171.12.9.2.2.1.13
Module	ACLMGMT-MIB
Base syntax	Octet String
Composed syntax	OCTET STRING
Access	Read-Create
Status	Current
Value list	1 : 2..2
Parent node	swACLIpEntry
First child	None
Description	Specifies a TCP port mask for the destination port if swACLIpUseProtoType is TCP Specifies a UDP port mask for the destination port if swACLIpUseProtoType is UDP.

Object name	swACLIpTCPFlagBit
Object ID	1.3.6.1.4.1.171.12.9.2.2.1.14
Module	ACLMGMT-MIB
Base syntax	Integer
Composed syntax	INTEGER
Access	Read-Create
Status	Current
Value list	1 : enable(1) 2 : disable(2)
Parent node	swACLIpEntry
First child	None
Description	Specifies a TCP connection flag mask.

Object name	swACLIpTCPFlagBitMask														
Object ID	1.3.6.1.4.1.171.12.9.2.2.1.15														
Module	ACLMGMT-MIB														
Base syntax	Integer														
Composed syntax	INTEGER														
Access	Read-Create														
Status	Current														
Value list	1 : 0..63														
Parent node	swACLIpEntry														
First child	None														
Description	A value which indicates the set of TCP flags that this entity may potentially offer. The value is a sum of flag bits. This sum initially takes the value zero. Then, for each flag, L, is added in the range 1 through 6, for which this node performs transactions where $2^{(L-1)}$ is added to the sum. Note that values should be calculated accordingly: <table border="1"> <thead> <tr> <th>Flag</th> <th>functionality</th> </tr> </thead> <tbody> <tr> <td>6</td> <td>urg bit</td> </tr> <tr> <td>5</td> <td>ack bit</td> </tr> <tr> <td>4</td> <td>psh bit</td> </tr> <tr> <td>3</td> <td>rst bit</td> </tr> <tr> <td>2</td> <td>syn bit</td> </tr> <tr> <td>1</td> <td>fin bit</td> </tr> </tbody> </table> For example, if you want to enable urg bit and ack bit, you should set value $48(2^{(5-1)} + 2^{(6-1)})$.	Flag	functionality	6	urg bit	5	ack bit	4	psh bit	3	rst bit	2	syn bit	1	fin bit
Flag	functionality														
6	urg bit														
5	ack bit														
4	psh bit														
3	rst bit														
2	syn bit														
1	fin bit														

Object name	swACLIpProtoIDOption
Object ID	1.3.6.1.4.1.171.12.9.2.2.1.16
Module	ACLMGMT-MIB
Base syntax	Integer
Composed syntax	INTEGER
Access	Read-Create
Status	Current
Value list	1 : enable(1) 2 : disable(2)
Parent node	swACLIpEntry
First child	None
Description	Specifies if the switch will examine each frame's protocol ID field or not.

Object name	swACLIpProtoID
Object ID	1.3.6.1.4.1.171.12.9.2.2.1.17
Module	ACLMGMT-MIB
Base syntax	Integer
Composed syntax	INTEGER
Access	Read-Create
Status	Current
Value list	1 : 0..255
Parent node	swACLIpEntry
First child	None
Description	Specifies that the rule applies to the IP protocol ID behind the IP header.

Object name	swACLIpProtoIDMask
Object ID	1.3.6.1.4.1.171.12.9.2.2.1.18
Module	ACLMGMT-MIB
Base syntax	Octet String
Composed syntax	OCTET STRING
Access	Read-Create
Status	Current
Value list	1 : 20..20
Parent node	swACLIpEntry
First child	None
Description	Specifies that the rule applies to the IP protocol ID and the mask options behind the IP header.

Object name	swACLIpRowStatus
Object ID	1.3.6.1.4.1.171.12.9.2.2.1.19
Module	ACLMGMT-MIB
Base syntax	Integer
Composed syntax	RowStatus
Access	Read-Create
Status	Current
Value list	1 : active(1) 2 : notInService(2) 3 : notReady(3) 4 : createAndGo(4) 5 : createAndWait(5) 6 : destroy(6)
Parent node	swACLIpEntry
First child	None
Description	This object indicates the status of this entry.

Object name	swACLIpOwner
Object ID	1.3.6.1.4.1.171.12.9.2.2.1.20
Module	ACLMGMT-MIB
Base syntax	Integer
Composed syntax	INTEGER
Access	Read-Only
Status	Current
Value list	1 : any(1) 2 : acl(2) 3 : ipbind(3) 4 : other(4) 5 : dhcp(5) 6 : netbios(6) 7 : ext-netbios(7) 8 : iswlan(8) 9 : dhcp-relay(9) 10 : pppoe(10) 11 : arp-spoofing(11) 12 : bpdu-tunnel(12)
Parent node	swACLIpEntry
First child	None
Description	The owner of the ACL mask entry. The type of ACL entry created. ACL type entries can only be modified when being configured through the same type command. For example, IP-MAC Binding entries can only be modified or deleted through the IP-MAC Binding configurations or commands.

Object name	swACLIpSrcMacAddrMask
Object ID	1.3.6.1.4.1.171.12.9.2.2.1.21
Module	ACLMGMT-MIB
Base syntax	OctetString
Composed syntax	MacAddress
Access	Read-Only
Status	Current
Value list	1 : 6..6
Parent node	swACLIpEntry
First child	None
Description	This object specifies the MAC address mask for the source MAC address.

Object name	swACLIpUnusedRuleEntries
Object ID	1.3.6.1.4.1.171.12.9.2.2.1.22
Module	ACLMGMT-MIB
Base syntax	Integer
Composed syntax	INTEGER
Access	Read-Only
Status	Current
Parent node	swACLIpEntry
First child	None
Description	The number of unused rule entries this IP profile entry.

Object name	swACLIpProfileName
Object ID	1.3.6.1.4.1.171.12.9.2.2.1.23
Module	ACLMGMT-MIB
Base syntax	OctetString
Composed syntax	DisplayString
Access	Read-Create
Status	Current
Value list	1 : 1..32
Parent node	swACLIpEntry
First child	None
Description	The name of the ACL mask entry unique to the mask list.

Object name	swACLIpVlanMask
Object ID	1.3.6.1.4.1.171.12.9.2.2.1.24
Module	ACLMGMT-MIB
Base syntax	OctetString
Composed syntax	OCTET STRING
Access	Read-Create
Status	Current
Value list	1 : 2..2
Parent node	swACLIpEntry
First child	None
Description	The mask used for the VLAN ID. Valid values are from 0x0000 to 0x0FFF. Default value is 0x0FFF.

ACLMGMT-MIB: swAclRuleMgmt → swACLIPRuleTable → 1.3.6.1.4.1.171.12.9.3.2

Object name	swACLIPRuleProfileID
Object ID	1.3.6.1.4.1.171.12.9.3.2.1.1
Module	ACLMGMT-MIB
Base syntax	Integer
Composed syntax	INTEGER
Access	Read-Only
Status	Current
Parent node	swACLIPRuleEntry
First child	None
Description	The ID of the ACL mask entry, which is unique to the mask list. The maximum value of this object depends on the device.

Object name	swACLIPRuleAccessID
Object ID	1.3.6.1.4.1.171.12.9.3.2.1.2
Module	ACLMGMT-MIB
Base syntax	Integer
Composed syntax	INTEGER
Access	Read-Only
Status	Current
Value list	1 : 0..65535
Parent node	swACLIPRuleEntry
First child	None
Description	The ID of the ACL rule entry relates to swACLIPRuleProfileID. Row creation set to 0 indicates automatic assignment of the Access ID for the ports in the swACLIPRulePort to create Rule entries for swACLIPRulePort accordingly. Set to 1-65535 causes creation of an access ID for the swACLIPRulePort. The swACLIPRulePort must be set to one port only otherwise the row creation will fail.

Object name	swACLIPRuleVlan
Object ID	1.3.6.1.4.1.171.12.9.3.2.1.3
Module	ACLMGMT-MIB
Base syntax	Octet String
Composed syntax	SnmpAdminString
Access	Read-Create
Status	Current
Value list	1 : 1..32
Parent node	swACLIPRuleEntry
First child	None
Description	Specifies that the access rule will only apply to packets with the VLAN ID indexed by this VLAN name.

Object name	swACLIPRuleSrcIpAddress
Object ID	1.3.6.1.4.1.171.12.9.3.2.1.4
Module	ACLMGMT-MIB
Base syntax	IP Address
Composed syntax	IpAddress
Access	Read-Create
Status	Current
Parent node	swACLIPRuleEntry
First child	None
Description	Specifies an IP source address.

Object name	swACLIPRuleDstIpAddress
Object ID	1.3.6.1.4.1.171.12.9.3.2.1.5
Module	ACLMGMT-MIB
Base syntax	IP Address
Composed syntax	IpAddress
Access	Read-Create
Status	Current
Parent node	swACLIPRuleEntry
First child	None
Description	Specifies an IP destination address.

Object name	swACLIpRuleDscp
Object ID	1.3.6.1.4.1.171.12.9.3.2.1.6
Module	ACLMGMT-MIB
Base syntax	Integer
Composed syntax	INTEGER
Access	Read-Create
Status	Current
Value list	1 : -1..63
Parent node	swACLIpRuleEntry
First child	None
Description	Specifies the value of DSCP. The value can be configured from 0 to 63. A value of -1 indicates that this node is not actively used.

Object name	swACLIpRuleProtocol
Object ID	1.3.6.1.4.1.171.12.9.3.2.1.7
Module	ACLMGMT-MIB
Base syntax	Integer
Composed syntax	INTEGER
Access	Read-Write
Status	Current
Value list	1 : none(1) 2 : icmp(2) 3 : igmp(3) 4 : tcp(4) 5 : udp(5) 6 : protocolId(6)
Parent node	swACLIpRuleEntry
First child	None
Description	Specifies the IP protocol. For some older chips, this object can not be set. When getting this object, it always returns the type which has been configured in swACLIpEntry. For some newer chips, this object can only set the type which has been configured in swACLIpEntry. The default value is none (1).

Object name	swACLIpRuleType
Object ID	1.3.6.1.4.1.171.12.9.3.2.1.8
Module	ACLMGMT-MIB
Base syntax	Integer
Composed syntax	INTEGER
Access	Read-Create
Status	Current
Value list	1 : -1..255
Parent node	swACLIpRuleEntry
First child	None
Description	Specifies that the rule applies to the value of ICMP type traffic. A value of -1 denotes that this object is not active.

Object name	swACLIpRuleCode
Object ID	1.3.6.1.4.1.171.12.9.3.2.1.9
Module	ACLMGMT-MIB
Base syntax	Integer
Composed syntax	INTEGER
Access	Read-Create
Status	Current
Value list	1 : -1..255
Parent node	swACLIpRuleEntry
First child	None
Description	Specifies that the rule applies to the value of ICMP code traffic. A value of -1 denotes that this object is not active.

Object name	swACLIpRuleSrcPort
Object ID	1.3.6.1.4.1.171.12.9.3.2.1.10
Module	ACLMGMT-MIB
Base syntax	Integer
Composed syntax	INTEGER
Access	Read-Create
Status	Current
Value list	1 : -1..65535
Parent node	swACLIpRuleEntry
First child	None
Description	Specifies that the rule applies to the range of the TCP/UDP source ports. A value of -1 indicates that this node is not actively used.

Object name	swACLIpRuleDstPort
Object ID	1.3.6.1.4.1.171.12.9.3.2.1.11
Module	ACLMGMT-MIB
Base syntax	Integer
Composed syntax	INTEGER
Access	Read-Create
Status	Current
Value list	1 : -1..65535
Parent node	swACLIpRuleEntry
First child	None
Description	Specifies the TCP/UDP destination port range. A value of -1 indicates that this node is not actively used.

Object name	swACLIpRuleFlagBits														
Object ID	1.3.6.1.4.1.171.12.9.3.2.1.12														
Module	ACLMGMT-MIB														
Base syntax	Integer														
Composed syntax	INTEGER														
Access	Read-Create														
Status	Current														
Value list	1 : 0..63														
Parent node	swACLIpRuleEntry														
First child	None														
Description	A value which indicates the set of TCP flags that this entity may potentially offer. The value is a sum of flag bits. This sum initially takes the value zero. Then, for each flag, L is added in the range 1 through 6, for which this node performs transactions, where $2^{(L-1)}$ is added to the sum. Note that values should be calculated accordingly: <table border="1"> <thead> <tr> <th>Flag</th> <th>functionality</th> </tr> </thead> <tbody> <tr> <td>6</td> <td>urg bit</td> </tr> <tr> <td>5</td> <td>ack bit</td> </tr> <tr> <td>4</td> <td>psh bit</td> </tr> <tr> <td>3</td> <td>rst bit</td> </tr> <tr> <td>2</td> <td>syn bit</td> </tr> <tr> <td>1</td> <td>fin bit</td> </tr> </tbody> </table> For example, if you want to enable urg bit and ack bit, you should set value $48(2^{(5-1)} + 2^{(6-1)})$.	Flag	functionality	6	urg bit	5	ack bit	4	psh bit	3	rst bit	2	syn bit	1	fin bit
Flag	functionality														
6	urg bit														
5	ack bit														
4	psh bit														
3	rst bit														
2	syn bit														
1	fin bit														

Object name	swACLIpRuleProtoID
Object ID	1.3.6.1.4.1.171.12.9.3.2.1.13
Module	ACLMGMT-MIB
Base syntax	Integer
Composed syntax	INTEGER
Access	Read-Create
Status	Current
Value list	1 : -1..255
Parent node	swACLIpRuleEntry
First child	None
Description	Specifies that the rule applies to the value of IP protocol ID traffic. A value of -1 indicates that this node is not actively used.

Object name	swACLIpRuleUserMask
Object ID	1.3.6.1.4.1.171.12.9.3.2.1.14
Module	ACLMGMT-MIB
Base syntax	Octet String
Composed syntax	OCTET STRING
Access	Read-Create
Status	Current
Value list	1 : 20..20
Parent node	swACLIpRuleEntry
First child	None
Description	Specifies that the rule applies to the IP protocol ID and the range of options behind the IP header.

Object name	swACLIpRuleEnablePriority
Object ID	1.3.6.1.4.1.171.12.9.3.2.1.15
Module	ACLMGMT-MIB
Base syntax	Integer
Composed syntax	INTEGER
Access	Read-Create
Status	Current
Value list	1 : enabled(1) 2 : disabled(2)
Parent node	swACLIpRuleEntry
First child	None
Description	Specifies that the access rule will apply only to packets with this priority value.

Object name	swACLIpRulePriority
Object ID	1.3.6.1.4.1.171.12.9.3.2.1.16
Module	ACLMGMT-MIB
Base syntax	Integer
Composed syntax	INTEGER
Access	Read-Create
Status	Current
Value list	1 : 0..7
Parent node	swACLIpRuleEntry
First child	None
Description	Specifies the priority will change in packets while the swACLIpRuleEnablePriority is enabled.

Object name	swACLIpRuleReplacePriority
Object ID	1.3.6.1.4.1.171.12.9.3.2.1.17
Module	ACLMGMT-MIB
Base syntax	Integer
Composed syntax	INTEGER
Access	Read-Create
Status	Current
Value list	1 : enabled(1) 2 : disabled(2)
Parent node	swACLIpRuleEntry
First child	None
Description	Specifies whether the packets that match the access profile will change the 802.1p priority tag field by the switch or not.

Object name	swACLIpRuleEnableReplaceDscp
Object ID	1.3.6.1.4.1.171.12.9.3.2.1.18
Module	ACLMGMT-MIB
Base syntax	Integer
Composed syntax	INTEGER
Access	Read-Create
Status	Current
Value list	1 : enabled(1) 2 : disabled(2)
Parent node	swACLIpRuleEntry
First child	None
Description	Specifies if the switch will change priorities of packets that match the access profile DSCP field or not. Replace DSCP and replace ToS precedence can not both be supported.

Object name	swACLIpRuleRepDscp
Object ID	1.3.6.1.4.1.171.12.9.3.2.1.19
Module	ACLMGMT-MIB
Base syntax	Integer
Composed syntax	INTEGER
Access	Read-Create
Status	Current
Value list	1 : 0..63
Parent node	swACLIpRuleEntry
First child	None
Description	Specifies a value to be written to the DSCP field of an incoming packet that meets the criteria specified in the first part of the command. This value will over-write the value in the DSCP field of the packet.

Object name	swACLIpRulePermit
Object ID	1.3.6.1.4.1.171.12.9.3.2.1.20
Module	ACLMGMT-MIB
Base syntax	Integer
Composed syntax	INTEGER
Access	Read-Create
Status	Current
Value list	1 : deny(1) 2 : permit(2) 3 : mirror(3) 4 : set-drop-precedence(5)
Parent node	swACLIpRuleEntry
First child	None
Description	This object indicates if the result of the packet examination is 'permit' or 'deny'. The default is 'permit'. permit - Specifies that packets matching the access profile are permitted to be forwarded by the switch. deny - Specifies that packets matching the access profile are not permitted to be forwarded by the switch and will be filtered. mirror - Specifies the packets matching the access profile are copied to the mirror port. Note : The ACL mirror function will work after the mirror is enabled and the mirror port has been configured. set-drop-precedence - Specifies the packets that match the access profile are set to drop precedence.

Object name	swACLIpRulePort
Object ID	1.3.6.1.4.1.171.12.9.3.2.1.21
Module	ACLMGMT-MIB
Base syntax	OctetString
Composed syntax	PortList
Access	Read-Create
Status	Current
Value list	1 : 0..127
Parent node	swACLIpRuleEntry
First child	None
Description	Specifies that the access rule will only apply to port(s). This object and swACLIpRuleVID can not be set together.

Object name	swACLIpRuleRowStatus
Object ID	1.3.6.1.4.1.171.12.9.3.2.1.22
Module	ACLMGMT-MIB
Base syntax	Integer
Composed syntax	RowStatus
Access	Read-Create
Status	Current
Value list	1 : active(1) 2 : notInService(2) 3 : notReady(3) 4 : createAndGo(4) 5 : createAndWait(5) 6 : destroy(6)
Parent node	swACLIpRuleEntry
First child	None
Description	This object indicates the status of this entry.

Object name	swACLIpRuleOwner
Object ID	1.3.6.1.4.1.171.12.9.3.2.1.23
Module	ACLMGMT-MIB
Base syntax	Integer
Composed syntax	INTEGER
Access	Read-Only
Status	Current
Value list	1 : any(1) 2 : acl(2) 3 : ipbind(3) 4 : other(4) 5 : dhcp(5) 6 : netbios(6) 7 : ext-netbios(7) 8 : ismvlan(8) 9 : dhcp-relay(9) 10 : pppoe(10) 11 : arp-spoofing(11) 12 : bpdu-tunnel(12)
Parent node	swACLIpRuleEntry
First child	None
Description	The owner of the ACL rule entry. Only owners can modify this entry.

Object name	swACLIpRuleRxRate
Object ID	1.3.6.1.4.1.171.12.9.3.2.1.24
Module	ACLMGMT-MIB
Base syntax	Integer
Composed syntax	INTEGER
Access	Read-Create
Status	Current
Parent node	swACLIpRuleEntry
First child	None
Description	Specifies the rx-rate, 0 denotes no_limit. The maximum value of this object depends on the device.

Object name	swACLIpRuleSrcMacAddress
Object ID	1.3.6.1.4.1.171.12.9.3.2.1.25
Module	ACLMGMT-MIB
Base syntax	Octet String
Composed syntax	MacAddress
Access	Read-Only
Status	Current
Value list	1 : 6..6
Parent node	swACLIpRuleEntry
First child	None
Description	Specifies that the access will only apply to packets with this source MAC address.

Object name	swACLIpRuleEnableReplaceTosPrecedence
Object ID	1.3.6.1.4.1.171.12.9.3.2.1.26
Module	ACLMGMT-MIB
Base syntax	Integer
Composed syntax	INTEGER
Access	Read-Create
Status	Current
Value list	1 : enabled(1) 2 : disabled(2)
Parent node	swACLIpRuleEntry
First child	None
Description	Specifies if the switch will change priorities of packets that match the access profile ToS precedence field or not. Replace DSCP and replace ToS precedence can not both be supported.

Object name	swACLIpRuleRepTosPrecedence
Object ID	1.3.6.1.4.1.171.12.9.3.2.1.27
Module	ACLMGMT-MIB
Base syntax	Integer
Composed syntax	INTEGER
Access	Read-Create
Status	Current
Value list	1 : 0..7
Parent node	swACLIpRuleEntry
First child	None
Description	Specifies a value to be written to the ToS precedence field of an incoming packet that meets the criteria specified in the first part of the command. This value will over-write the value in the ToS precedence field of the packet.

Object name	swACLIpRuleVID
Object ID	1.3.6.1.4.1.171.12.9.3.2.1.28
Module	ACLMGMT-MIB
Base syntax	Integer
Composed syntax	INTEGER
Access	Read-Create
Status	Current
Value list	1 : 0.4094
Parent node	swACLIpRuleEntry
First child	None
Description	Specifies the VLAN-based rule. There are two conditions: 1. this rule will apply to all the ports; 2. packets must belong to this VLAN. This object and swACLIpRulePort can not be set together. When you set swACLIpRulePort, the value of this object will automatically change to 0. And this object can not be set 0.

Object name	swACLIpRuleMatchVID
Object ID	1.3.6.1.4.1.171.12.9.3.2.1.29
Module	ACLMGMT-MIB
Base syntax	Integer
Composed syntax	INTEGER
Access	Read-Create
Status	Current
Value list	1 : 0.4094
Parent node	swACLIpRuleEntry
First child	None
Description	Specifies that the access rule will apply only to packets with this VLAN ID. It is applied to the specified ports configured by swACLIpRulePort.

Object name	swACLIpRuleMaskVlan
Object ID	1.3.6.1.4.1.171.12.9.3.2.1.30
Module	ACLMGMT-MIB
Base syntax	OctetString
Composed syntax	OCTET STRING
Access	Read-Create
Status	Current
Value list	1 : 2.2
Parent node	swACLIpRuleEntry
First child	None
Description	Specifies the per rule mask for the VLAN as defined in swACLIpRuleVlan object. The value of this object when not in use is the corresponding mask in the profile mask. Once the value of this object is modified, the per rule mask will take effect. This object is writeable only once.

Object name	swACLIpRuleMaskSrcIpaddress
Object ID	1.3.6.1.4.1.171.12.9.3.2.1.31
Module	ACLMGMT-MIB
Base syntax	IP Address
Composed syntax	IpAddress
Access	Read-Create
Status	Current
Parent node	swACLIpRuleEntry
First child	None
Description	Specifies the per rule mask for the source IP address as defined in swACLIpRuleSrcIpaddress object. The value of this object when not in use is the corresponding mask in the profile mask. Once the value of this object is modified, the per rule mask will take effect. This object is writeable only once.

Object name	swACLIpRuleMaskDstIpaddress
Object ID	1.3.6.1.4.1.171.12.9.3.2.1.32
Module	ACLMGMT-MIB
Base syntax	IP Address
Composed syntax	IpAddress
Access	Read-Create
Status	Current
Parent node	swACLIpRuleEntry
First child	None
Description	Specifies the per rule mask for the destination IP address as defined in swACLIpRuleMaskDstIpaddress object. The value of this object when not in use is the corresponding mask in the profile mask. Once the value of this object is modified, the per rule mask will take effect. This object is writeable only once.

Object name	swACLIpRuleMaskSrcPort
Object ID	1.3.6.1.4.1.171.12.9.3.2.1.33
Module	ACLMGMT-MIB
Base syntax	OctetString
Composed syntax	OCTET STRING
Access	Read-Create
Status	Current
Value list	1 : 2.2
Parent node	swACLIpRuleEntry
First child	None
Description	Specifies the per rule mask for the L4 source port as defined in swACLIpRuleSrcPort object. The value of this object when not in use is the corresponding mask in the profile mask. Once the value of this object is modified, the per rule mask will take effect. This object is writable only once.

Object name	swACLIpRuleMaskDstPort
Object ID	1.3.6.1.4.1.171.12.9.3.2.1.34
Module	ACLMGMT-MIB
Base syntax	OctetString
Composed syntax	OCTET STRING
Access	Read-Create
Status	Current
Value list	1 : 2.2
Parent node	swACLIpRuleEntry
First child	None
Description	Specifies the per rule mask for the L4 destination port as defined in swACLIpRuleDstPort object. The value of this object when not in use is the corresponding mask in the profile mask. Once the value of this object is modified, the per rule mask will take effect. This object is writable only once.

Object name	swACLIpRuleMaskUserMask
Object ID	1.3.6.1.4.1.171.12.9.3.2.1.35
Module	ACLMGMT-MIB
Base syntax	OctetString
Composed syntax	OCTET STRING
Access	Read-Create
Status	Current
Value list	1 : 20.20
Parent node	swACLIpRuleEntry
First child	None
Description	Specifies that the per rule mask for the bytes behind the IP header.

Object name	swACLIpRuleMirrorGroupID
Object ID	1.3.6.1.4.1.171.12.9.3.2.1.36
Module	ACLMGMT-MIB
Base syntax	Integer
Composed syntax	INTEGER
Access	Read-Create
Status	Current
Parent node	swACLIpRuleEntry
First child	None
Description	Specifies that packets matching the access profile are copied to the mirror group target port. Note : The ACL mirror function will start functioning after mirror has been enabled and the mirror group has been created.